

PRODUCT CATALOGUE



Scan the QR code for
product information

Phone: (07) 4636 9100

Web: excelagriculture.com.au

Email: info@excelagriculture.com.au



Built for Australian Farmers, Driven by Innovation.

Excel Agriculture is dedicated to empowering farmers with high-quality, innovative equipment. Backed by decades of expertise, our products are built for durability, precision, and performance in the most demanding field conditions.

TABLE OF CONTENT



PAGE 4-10

Air Seeders

Navigate the world of Excel Gyral Air Seeders with ease. Explore features, configurations, and options to find the perfect fit for your farming needs.



PAGE 11-15

Belt Spreaders

Discover the versatility of Excel Gyral Belt Spreaders. From features to configurations, find the right solution for precise and efficient spreading.



PAGE 16-22

Row Crop

Excel Row Crop solutions offer precision and reliability for efficient planting. Explore our products designed to enhance performance and optimise crop production.



PAGE 23-27

Planter Row Units

Excel Planter Row Units are built for precision and durability, ensuring consistent seed placement. Designed to maximise efficiency and performance in various field conditions.



PAGE 28-33

Planter Frames

Excel Planter Frames provide a sturdy foundation for precise planting. Engineered for durability and flexibility, they adapt to various field conditions and attachments.



Air Seeders

Precision Farming Redefined

Innovating Australian Agriculture for Over Six Decades.

For over 60 years, Gyrat Air Seeders have been synonymous with reliability, precision, and efficiency in Australian farming. Proudly engineered in Toowoomba, Queensland, our air seeders are built to thrive in Australia's unique farming conditions.



Precision Seeding, Perfectly Mounted.

Engineered for versatility and
efficiency in every field.

Mounted Frame Air Seeder

The Excel Gyrat Mounted Air Seeder combines precision and reliability in a compact design, ideal for smaller-scale operations or challenging terrains. Engineered for versatility, it ensures accurate seed placement and efficient fertiliser distribution, enhancing productivity and field performance.

Features

Compact Design: Perfect for smaller fields or operations requiring agility and efficiency.

Easy Handling: Lightweight and manoeuvrable for quick setup and operation.

Pressurised Bins: Optimal air pressure to deliver uniform seed and fertiliser distribution across varying field conditions.

Stainless Metering: Advanced distribution system ensuring even and consistent application for optimal results.

Hydraulic Drive: Easy 'on the go' rate adjustments from cabin and variable rate control capacity, including prescription mapping.

Configurations & Specifications

Capacity: 2-bin configuration. Individual bin sizes of 1000kg, 1250kg, 1500kg. Total capacity range from **2660L to 3990L**.

Mounted Design: 2 Light weight mounted onto machine frames for compact setup.

Outlets: 3, 4, or 6 primary outlet hoppers. Single or split air system.

Fan: 80mm high capacity blower fan with oil cooler and integrated fan intake to dehumidify the air stream.

Options

Controller: SmartAgSystems 7500 and ISOBUS seeder controller options with variable rate capability.

Bin Scales: In-cabin and remote display options available.

Small Seeds Bin: 200kg (256L) & 400kg (530L) small seeds bin sizes with ladder and platform access.

Cameras: Robust, weather proof LED High Definition camera options.

Lighting: Heavy duty industrial LED lighting options.

Fan: 115mm wide high capacity blower fan with oil cooler and integrated fan intake to dehumidify the air stream.

Transport Accessories: Oversize sign, flashing light and tail light kits available.



Single Axle Frame Air Seeder

The Gyrat Single Axle Air Seeder offers a compact, efficient solution for precision seeding and fertiliser application. Its streamlined design ensures easy manoeuvrability, making it perfect for operations requiring reliability and versatility in the field

Features

Compact Design: Perfect for smaller fields or operations requiring agility and efficiency.

Easy Handling: Lightweight and manoeuvrable for quick setup and operation.

Pressurised Bins: Optimal air pressure to deliver uniform seed and fertiliser distribution across varying field conditions.

Stainless Metering: Advanced distribution system ensuring even and consistent application for optimal results.

Hydraulic Drive: Easy 'on the go' rate adjustments from cabin and variable rate control capacity, including prescription mapping.

Configurations & Specifications

Capacity: 2-bin configuration. Individual bin sizes of 1000kg, 1300kg, 1800kg. Total capacity range from **2660L to 4800L**.

Tow Behind: Single axle design.

Outlets: 4, 6, or 8 primary outlet hoppers. Single or split air system.

Fan: 80mm high capacity blower fan with oil cooler and integrated fan intake to dehumidify the air stream.

Wheels: Gripster tyre on 2m wheel centres.

Efficiency and Precision on Every Pass.

Compact design with reliable performance.

Options

Controller: SmartAgSystems 7500 and ISOBUS seeder controller options with variable rate capability.

Auger: 150mm hydraulic load/unload auger with lift and slew cylinders for improved handling.

Bin Scales: In-cabin and remote display options available.

Small Seeds Bin: 200kg (256L) & 400kg (530L) small seeds bin sizes with ladder and platform access.

Cameras: Robust, weather proof LED High Definition camera options.

Lighting: Heavy duty industrial LED lighting options.

Fan: 115mm wide high capacity blower fan with oil cooler and integrated fan intake to dehumidify the air stream.

Transport Accessories: Oversize sign, flashing light and tail light kits available.



Big Performance in a Compact Design.

Perfect for smaller farms and versatile applications.

Small Frame Air Seeder

The Gyrat Small Frame Air Seeder delivers precision and reliability in a compact design. Ideal for smaller farms, it provides efficient seed and fertiliser distribution, ensuring optimal performance across diverse field conditions.

Features

Compact Design: Perfect for smaller fields or operations requiring agility and efficiency.

Easy Handling: Lightweight and manoeuvrable for quick setup and operation.

Pressurised Bins: Optimal air pressure to deliver uniform seed and fertiliser distribution across varying field conditions.

Stainless Metering: Advanced distribution system ensuring even and consistent application for optimal results.

Hydraulic Drive: Easy 'on the go' rate adjustments from cabin and variable rate control capacity, including prescription mapping.

Configurations & Specifications

Capacity: 2 or 3 bin frames configuration. Individual bin sizes of 1000kg, 1300kg, 1800kg. Total capacity range from **2660L to 4800L**.

Tow Behind: King Pin Steer with super-steer front linkage system for a tighter turning radius.

Outlets: 4, 6, or 8 primary outlet hoppers. Single or split air system.

Fan: 80mm high capacity blower fan with oil cooler and integrated fan intake to dehumidify the air stream.

Wheels: Gripster tyre on 2m wheel centres.

Options

Controller: SmartAgSystems 7500 and ISOBUS seeder controller options with variable rate capability.

Auger: 150mm hydraulic load/unload auger with lift and slew cylinders for improved handling.

Bin Scales: In-cabin and remote display options available.

Small Seeds Bin: 200kg (256L) & 400kg (530L) small seeds bin sizes with ladder and platform access.

Cameras: Robust, weather proof LED High Definition camera options.

Lighting: Heavy duty industrial LED lighting options.

Wheels: Gripster tyre on 3 or 4m wheel centres.

Fan: 115mm wide high capacity blower fan with oil cooler and integrated fan intake to dehumidify the air stream.

Transport Accessories: Oversize sign, flashing light and tail light kits available.



Maximised Efficiency, Larger Coverage.

Designed to tackle expansive
fields with ease.

Large Frame Air Seeder

The Gyral Large Frame Air Seeder is built for high-capacity operations, offering unmatched efficiency and precision. Designed for larger farms, it ensures optimal seed and fertiliser delivery, maximising productivity in every pass.

Features

- Heavy-Duty Build:** Robust design to handle the toughest field conditions with ease..
- High-Capacity Bins:** Available in 2 or 3-bin options to accommodate seed, fertiliser, or both simultaneously.
- Pressurised Bins:** Optimal air pressure to deliver uniform seed and fertiliser distribution across varying field conditions.
- Stainless Metering:** Advanced distribution system ensuring even and consistent application for optimal results.
- Hydraulic Drive:** Easy 'on the go' rate adjustments from cabin and variable rate control capacity, including prescription mapping.

Configurations & Specifications

- Capacity:** 2 or 3 bin frames configuration. Individual bin sizes of 2400kg, 3000kg, 4000kg. Total capacity range from **6400L to 10640L**.
- Tow Behind:** King Pin Steer with super-steer front linkage system for a tighter turning radius. .
- Outlets:** 4, 6, or 8 primary outlet hoppers. Single or split air system.
- Fan:** 80mm high capacity blower fan with oil cooler and integrated fan intake to dehumidify the air stream.
- Wheels:** Gripster tyre on 2m wheel centres.

Options

- Controller:** SmartAgSystems 7500 and ISOBUS seeder controller options with variable rate capability.
- Auger:** 200mm hydraulic load/unload auger with lift and slew cylinders for improved handling.
- Bin Scales:** In-cabin and remote display options available.
- Small Seeds Bin:** 200kg (256L) & 400kg (530L) small seeds bin sizes with ladder and platform access.
- Cameras:** Robust, weather proof LED High Definition camera options.
- Lighting:** Heavy duty industrial LED lighting options.
- Wheels:** Gripster tyre on 3 - 4m wheel centres.
- Fan:** 115mm & 155mm wide high capacity blower fan with oil cooler and integrated fan intake to dehumidify the air stream.
- Transport Accessories:** Oversize sign, flashing light and tail light kits available.



Extra Large Frame Air Seeder

The Gyrat Extra Large Frame Air Seeder is the ultimate solution for expansive farming operations. Engineered for maximum capacity and efficiency, it delivers precise seed and fertiliser application, optimising productivity across vast acreages.

Features

Heavy-Duty Build: Robust design to handle the toughest field conditions with ease..

Extra-Large Capacity: Massive frame and high-capacity bins to reduce downtime and maximise productivity.

Pressurised Bins: Optimal air pressure to deliver uniform seed and fertiliser distribution across varying field conditions.

Stainless Metering: Advanced distribution system ensuring even and consistent application for optimal results.

Hydraulic Drive: Easy 'on the go' rate adjustments from cabin and variable rate control capacity, including prescription mapping.

Configurations & Specifications

Capacity: 2 or 3 bin frames configuration. Individual bin sizes of 5000kg, 6000kg, 7000kg. Total capacity range from **13300L to 28000L**.

Tow Behind: King Pin Steer with super-steer front linkage system for a tighter turning radius. .

Outlets: 4, 6, or 8 primary outlet hoppers. Single or split air system.

Fan: 115mm high capacity blower fan with oil cooler and integrated fan intake to dehumidify the air stream.

Wheels: Gripster tyre on 3m wheel centres.

Ultimate Capacity, Unmatched Precision.

Ensures optimal performance across large-scale operations.

Options

Controller: SmartAgSystems 7500 and ISOBUS seeder controller options with variable rate capability.

Auger: 200mm hydraulic load/unload auger with lift and slew cylinders for improved handling.

Bin Scales: In-cabin and remote display options available.

Small Seeds Bin: 200kg (256L) & 400kg (530L) small seeds bin sizes with ladder and platform access.

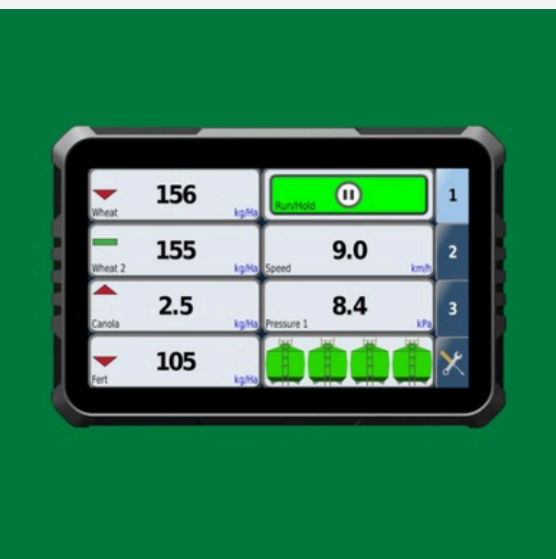
Cameras: Robust, weather proof LED High Definition camera options.

Lighting: Heavy duty industrial LED lighting options.

Wheels: Gripster tyre on 4m wheel centres.

Fan: 155mm wide high capacity blower fan with oil cooler and integrated fan intake to dehumidify the air stream.

Transport Accessories: Oversize sign, flashing light and tail light kits available.



Whether you need a compact solution or a large-scale seeding system, our range is designed to meet the demands of modern agriculture. Backed by innovative technology and industry expertise, Excel Gyrat air seeders deliver reliability season after season.

For more details or to find the right air seeder for your operation, visit our website at excelagriculture.com.au or contact our team today.



Belt Spreaders

Unmatched Spreading Performance

Engineered for Precision. Built for Efficiency.

The Excel Gyrál Belt Spreader is your ultimate solution for precise and efficient application of fertilisers, seeds, lime, and other agricultural products. Designed with advanced technology and Australian farming conditions in mind, it ensures consistent distribution and helps maximise your yield potential.



Precision Spreading Made Simple.

Built for reliability and
performance in every field.

BS050 Series

The Excel Gyrat Belt Spreader BS050 is designed for precision spreading, offering a durable and efficient solution for fertiliser and seed distribution. Its robust build and advanced technology ensure consistent coverage, enhancing productivity in every application.

Features

- Precision Spreading:** Advanced belt technology ensures uniform application across the field.
- Robust Construction:** Built with durable materials to withstand tough Australian farming conditions.
- Adjustable Spreading Width:** Easily customise the spread width to suit your specific needs.
- Efficient Operation:** High-capacity hopper minimises refill time, allowing for longer operation periods.
- Versatile Design:** Suitable for spreading seed, fertiliser, lime, and other granular materials.

Configurations & Specifications

- Max Load Capacity:** 6,000kg – 5.0m³ (Lime).
- Net Weight:** 1,950kg.
- Frame Size:** 150mm x 100mm x 6mm.
- Wheels - Standard:** 18.4x28" Gripster Tyre.
- Axle:** Single.
- Wheel Spacings:** 2.0m Wheel Crs.
- Belt Drive - Standard:** Hydraulic Drive.
- Belt Width:** 800mm wide.
- Spinners:** 720mm dia. hydraulic spinners with fully adjustable stainless steel flights – electric speed sensor.

Options

- Anti Pack Grid:** Parallel Slats.
- Cover:** Rollover.
- Side Dresser:** Double spinner.
- Cross Elevator:** Single or double sided.
- High Capacity Bin Extensions:** 1.6m³ (240mm high).
- Hydraulic Drive:** PTO pump and tank.
- Wheel Spacings:** 3.0m.



BS065 Series

The Excel Gyrat Belt Spreader BS065 is a high-capacity solution for precise fertiliser and seed application. Built for durability and efficiency, it ensures consistent coverage across large-scale operations, maximising productivity with every pass.

Features

Increased Capacity: High-capacity hopper reduces the need for frequent refills, saving time and effort.

Precision Application: Advanced belt system ensures consistent and even material spread for superior results.

Adjustable Spreading Width: Easily configure the spread width to meet the needs of your operation.

Heavy-Duty Build: Rugged design withstands demanding conditions and ensures long-term reliability.

Versatile Functionality: Suitable for various materials, including seeds, fertiliser, and lime.

Configurations & Specifications

Max Load Capacity: 8,000kg – 6.5m³ (Lime).

Net Weight: 2,900kg.

Frame Size: 150mm x 100mm x 9mm.

Wheels - Standard: 24.5x32" Gripster Tyre.

Safety Guard: Rear Bumper and Personnel Guard

Axle: Single.

Wheel Spacings: 2.0m Wheel Crs.

Belt Drive - Standard: Hydraulic Drive.

Belt Width: 800mm wide.

Spinners: 720mm dia. hydraulic spinners with fully adjustable stainless steel flights – electric speed sensor.

Power and Precision in Every Spread.

Designed to handle larger workloads
with efficiency and reliability.

Options

Anti Pack Grid: Parallel Slats.

Cover: Rollover.

Side Dresser: Double spinner.

Cross Elevator: Single or double sided.

High Capacity Bin Extensions: 2.0m³
(240mm high).

Hydraulic Drive: PTO pump and tank.

Wheel Spacings: 3.0m.



Maximum Capacity, Ultimate Precision.

Built for the demands of large-scale farming.

BS120 Series

The Excel Gyrat Belt Spreader BS120 offers unmatched capacity and precision for large-scale fertiliser and seed distribution. Engineered for reliability and efficiency, it's designed to handle the toughest tasks with ease and accuracy.

Features

Extra-Large Hopper Capacity: Designed to minimise refills, allowing for uninterrupted operation.

Advanced Belt Technology: Ensures consistent and even distribution of materials for superior coverage.

Customisable Spreading Width: Easily adjustable settings to match the needs of any operation.

Rugged Durability: Built with heavy-duty components to perform reliably in tough field conditions.

Versatile Applications: Handles a variety of materials, including fertiliser, lime, and seed.

Configurations & Specifications

Max Load Capacity: 14,400kg – 12.0m³ (Lime).

Net Weight: 4,200kg.

Frame Size: 200mm x 100mm x 9mm.

Wheels - Standard: 500/60×22.5" Flotation Tyre.

Safety Guard: Rear Bumper and Personnel Guard

Axle: Tandem.

Wheel Spacings: 3.0m Wheel Crs.

Belt Drive - Standard: Hydraulic Drive.

Belt Width: 800mm wide.

Spinners: 720mm dia. hydraulic spinners with fully adjustable stainless steel flights – electric speed sensor.

Options

Anti Pack Grid: Standard.

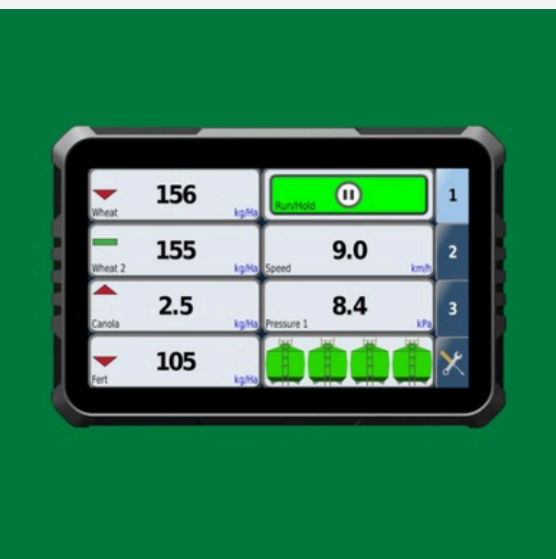
Cover: Rollover.

Side Dresser: Double spinner.

Cross Elevator: Single or double sided.

High Capacity Bin Extensions: 4.3m³ (340mm high).

Hydraulic Drive: PTO pump and tank.



Excel Gyrat Belt Spreaders are built for precision, durability, and efficiency, ensuring even distribution for optimal crop performance. Designed to handle a variety of materials with ease, our spreaders deliver reliability in every pass.

Explore our full range and find the perfect solution for your farm at excelagriculture.com.au or contact us today.



Row Crop

Optimising Your Farming Future

Built for Precision. Designed for Results.

Excel Agriculture delivers innovative, durable, and reliable row crop machinery designed to help Australian farmers maximise efficiency and yields. Built for precision and performance, our equipment ensures your success in every season.



Powerful Soil Prep for Thriving Crops.

Durable, Efficient, and Built for Australian Farming Conditions.

Cultivators

Excel Agriculture cultivators are built to handle the toughest conditions, delivering consistent soil preparation for better crop growth. Designed for durability and performance, our cultivators maximise productivity while maintaining soil health for sustainable farming.

Features

- **Simple design combining easily adjusted tooling options with Excel's patented in-line shear clamp assemblies.**
- **Our clean sweep assembly delivers a superior weed kill with minimum soil disturbance and minimal moisture loss.**
- **The fixed bar cultivators offer multi-tooling combinations for a wide range of applications.**
- **Inter-row and Fallow cultivate in irrigation and dry land application.**
- **Large range of tooling options, for cultivating, spraying and fertiliser applications.**
- **Maximum clearance to promote trash flow.**
- **Crop shields to minimise plant damage and increase cultivation speed.**
- **Minimal maintenance and greasing requirements.**
- **Easy simple setup.**

Configurations & Specifications

Frame: Available in rigid, fold over, and stack fold bars.

Size: Available in 4mtr through to 12mtr.



Cultipackers

Excel Cultipackers provide efficient seedbed preparation, ensuring optimal soil conditions for uniform crop emergence. Built to last and designed for Australian farming, they offer reliability and performance in every season.

Features

Rugged Rollers: Strong rollers break soil clods and compress the surface to create an ideal planting environment.

Customisable Configurations: Adjustable settings cater to diverse soil types and crop needs.

Sturdy Frame: Built to endure tough field conditions and deliver consistent results.

Weather-Resistant Finish: Protects against wear and corrosion, ensuring long-lasting use.

Streamlined Operation: Easy to use with minimal maintenance for uninterrupted farming.

Benefits

- Accelerates the breakdown of large clods in the field which promotes soil flow and therefore trash incorporation.
- 3-Point linkage on both sides of the implement allows the machine to be pulled one way for aggressive clod busting and the other way for refining the soil before planting, or rolling the soil after planting.
- Follows the contour of the soil in bed and hill configuration.
- Can be used for chemical incorporation.
- Heavy duty 80mm agricultural sealed self-aligning bearings used throughout the machine, with the cultipacker rings running on 9mm wall bore-casting.

Compact. Crush. Conquer.

Effortless Seedbed Preparation for Consistent Crop Success.

Configurations & Specifications

Excel Cultipacker is available in sizes from 4 to 12 metres.

Frame: Available in rigid and folding frame. 200mm X 200mm RHS Frame (9mm).

Standard Ring: 14" heavy duty alloy steel ring. Each Ring is made from alloy steel 8630 material which after heat treatment has a hardness over HB400.



Perfect Row Alignment. Every Time.

Maximise Precision and Reduce Overlap for Optimal Crop Management.

Guess Row Averager

The Excel Guess Row Averager is designed to streamline your farming operations, ensuring accurate row alignment with every pass. Maximise efficiency and minimise waste, helping you achieve consistent, high-quality results across your crops.

Features

Precision Measurement: Accurately calculates average row spacing to ensure uniform planting.

User-Friendly Design: Simple setup and operation, saving time during busy planting seasons.

Robust Build: Made with high-quality materials to withstand challenging field conditions.

Versatile Compatibility: Works seamlessly with a range of planters and seeders.

Low Maintenances: Reliable performance with minimal upkeep required.

Benefits

Fallow Cultivating.

Inter-row Cultivating.

Furrowing Up.

Fertiliser Application & Incorporation.

Gassing.

Hill Busting.

Retention of GPS - Constructed Hills.

Guess Row Averaging.

Configurations & Specifications

Front Bar:

- Universal 3xl Shank.
- Universal Clamp.
- Clean Sweep Assembly.

Middle Bar:

- Universal Clamp.
- 3xl Shank.
- Friction Trip.
- 12" Sweep.

Frame Size:

- Fertiliser Rig Type
- 3xl Shank.
- Friction Trip.
- No. 15 Furrower.

Options

Folding Bar Option.

8 Row & 12 Row Configurations.

Cat 3/4 Linkage Hookup.



Fertiliser Rig

Excel Agriculture Fertiliser Rigs are built for precision and durability, ensuring accurate application to optimise soil health and crop productivity. Designed for Australian conditions, they help you maximise efficiency and yield with every pass

Features

Accurate Application: Delivers precise placement of fertilisers for optimal nutrient uptake.

Robust Construction: Engineered with high-quality materials to endure tough field conditions.

Customisable Options: Adjustable configurations to suit various crop types and farming practices.

Easy Integration: Compatible with a wide range of tractors and equipment.

Low Maintenance: Designed for reliable, long-lasting operation with minimal upkeep.

Nourish Your Soil. Boost Your Yield.

Efficient Nutrient Delivery for
Healthier, More Productive Crops.

Configurations & Specifications

- Machines fitted with walkways for ease when filling fertiliser boxes and hose carriers to carry gas lines.
- 2-3 tonne fertiliser boxes fitted with polyurethane metering rollers and stainless steel metering units for extended life.
- Fertiliser boxes fitted with simple trap doors for easy clean out and painted in 2-pak paint for added corrosion resistance.
- Fertiliser boxes are driven by a heavy duty variable speed ground drive gearbox, with an optional hydraulic drive available.
- Various tooling available for conventional and cold flow gas applications.
- 8 row & 12 row configurations available.



Rubber Tyre & Steel Rollers

Excel Agriculture's Rubber Tyre and Steel Rollers provide superior soil compaction and seedbed preparation, ensuring optimal conditions for crop establishment. Designed for durability and efficiency, they deliver reliable performance season after season.

Features

Versatile Options: Available in rubber tyre or steel configurations to suit various soil types and farming practices.

Heavy-Duty Build: Constructed with robust materials for consistent performance under challenging conditions.

Smooth Operation: Reduces soil clods and compacts the surface for uniform planting conditions.

Adjustable Settings: Customisable to cater to specific crop requirements and soil preparation needs.

Low Maintenance: Engineered for efficiency with minimal upkeep.

Smooth. Compact. Strengthen.

Durable Rollers for Optimal Soil Conditioning and Seedbed Preparation.

Configurations & Specifications

- Heavy duty steel drums on both rubber & steel.
- 200x200 RHS heavy duty bars.
- 6mtr, 8mtr and 12mtr configurations.
- All tyre rollers are fitted with new nylon - bais tyres (Bobcat tyres).
- Hydraulic fold.
- Rear backing bar, Universal 3xl shank, friction trip, narrower can be fitted.



Excel Agriculture's row crop equipment is built for accuracy, strength, and adaptability, helping you achieve the best results season after season. With innovative design and robust construction, our solutions ensure efficiency in every pass.

Explore the full range at [excelagriculture.com.au](https://www.excelagriculture.com.au) or contact us to find the perfect match for your farm.



Planter Row Units Precision at Every Row.

Designed for accuracy and durability.

Excel Row Units are engineered for precision planting, delivering accurate seed placement, superior ground engagement, and reliable performance in all conditions. Designed to boost efficiency and yield, they're the foundation of successful planting operations.



Single Disc Row Unit

The Excel Single Disc Unit offers precision seed placement and minimal soil disturbance, making it ideal for no-till and tough field conditions. Built for durability and efficiency, it ensures consistent performance and optimal crop emergence.

Features

Single Disc Design: Ensures precise seed placement with minimal soil disturbance, promoting optimal germination.

Adjustable Depth Control: Allows for consistent seeding depth tailored to your crop's needs.

Heavy-Duty Construction: Built to withstand the demands of tough field conditions.

Low Maintenance: Engineering with durable components to reduce downtime and operating costs.

Versatile Compatibility: Suitable for various seeding systems and soil types.

Single Disc Optional Equipment

- Range of Diffusers including mounts.
- Mud scrapers (tungsten).
- Gauge wheel scraper ring.
- Steel, Rubber, Polyurethane press wheels.
- Trash whippers and mounts.
- Starter and liquid fertiliser tubes.
- Sabre tooth Coulter Blade 18 inch.

Precision Planting, Minimal Disturbance.


Delivers accurate seed placement
with reduced soil impact.

Configurations & Specifications

- Tapered bearings in disc hub.
- Fully adjustable closing wheel pressure.
- Cast or spike closing wheel for excellent furrow closing.
- Seed firming wheel for excellent seed to soil contact.
- Easily adjustable, low maintenance depth adjustment.
- Hard-faced planting shoe for long life.
- Bolts onto 4" x 4" bar (100mm x 100mm).
- Heavy duty downforce spring.
- Simple adjustments to suit all soil types and conditions.
- 18 inch single-bevelled disc opener at 7 degree angle.
- Slotted gauge wheel for wet, sticky conditions.

Benefits of Single Disc

- Retain stubble.
- Constant depth seed placement.
- Reduced tillage.
- Reduced Soil disturbance.
- Lower weed germination.
- Lower draft requirements.
- Lower hp
- Less fuel
- Higher sowing speeds.



Double Disc Row Unit (SP 200)

The Excel Double Disc SP200 is designed for precise seed placement and superior ground engagement. Its double-disc system ensures excellent penetration and consistent depth control, making it ideal for a wide range of soil conditions and planting needs.

Features

Double Disc Technology: Provides precise seed placement and uniform soil coverage for optimal crop establishment.

Robust Design: Built with high-strength materials for durability and reliability.

Adjustable Depth Control: Achieve consistent seeding depth to match your specific crop requirements.

Low Maintenance Components: High-quality materials reduce downtime and operating costs.

Versatility: Suitable for various soil types and cropping systems.

Benefits of SP200

- Low maintenance for a double disc unit.
- Low horsepower requirements 3-5 H.P. per row unit.
- Accurate seed placement.
- Heavy duty construction designed to meet the demands of Australian broadacre and zero till farming practices.
- Maximise yield potential by conserving moisture and retaining stubble cover.

Double Discs, Double Precision.

Built for durability and consistent performance.

Configurations & Specifications

- 16" 4mm Coulters on 4 degree disc angle.
- Heavy duty HT bearing/hub assemblies with marine seals.
- One tapered bearing size for the entire unit.
- Simple depth adjustment.
- Slotted gauge wheels as standard.
- Variety of closing wheels for the V configuration.
- Non greasing row unit.

SP200 Optional Equipment

- Precision boxes 1.6 or 3 bushel.
- Range of Diffusers including mounts.
- Mud scrapers (tungsten).
- Gauge wheel scraper ring.
- Steel and Rubber Press wheels.
- Walking press wheel with quick adjust handle.
- Trash whippers and mounts.
- Starter and liquid fertiliser tubes.
- Drag chains.
- Row unit lockout



Strength in Design, Precision in Planting.

Robust construction and precise depth control.

Parallelogram Tyne Unit (CR600)

The Excel CR600 Parallelogram Tyne Unit combines strength and precision, offering excellent depth control and consistent performance in a variety of soil types. Its robust design ensures durability, making it the ideal choice for demanding planting conditions.

Features

Parallelogram Design: Ensures consistent depth control and precise soil engagement across varying field conditions.

Heavy-Duty Construction: Built with high-strength materials for durability and reliability.

Adjustable Tyne Pressure: Provides flexibility for optimal performance in different soil types and conditions.

Water-Resistant Components: Engineered for long-lasting use with minimal maintenance.

Versatile Application: Suitable for seeding, soil preparation, and weed control.

Benefits of CR600

- Low maintenance.
- Accurate seed placement with minimum soil throw..
- Heavy duty construction designed to meet the demands of Australian broadacre and zero till farming practices.
- Maximise yield potential by conserving moisture and retaining stubble cover.

Configurations & Specifications

- 20" 6mm Coulter with rubber coated drums both sides.
- Tungsten scrapers fitted to drum colters as standard.
- Simple shank adjustment for seed depth at 1/2" increments.
- Low draft shank as standard with removable seed boot design.
- 600lb spring stump jump (optional 800lb).
- One bearing and marine seal size for Coulter and press wheel axle.
- Horsepower requirements 10H.P. per row unit.

CR600 Optional Equipment

- Range of Diffusers including mounts.
- Various Rubber Press Profiles.
- Double disc shank option.
- Drag chains.
- Variety of cast point options.



Excel Agriculture's row units are designed for durability, adaptability, and superior in-field performance. Whether single disc, double disc, or tyne configurations, our row units deliver the accuracy and reliability you need for optimal planting results.

Discover more at [excelagriculture.com.au](https://www.excelagriculture.com.au) or get in touch to find the right fit for your operation.



Planter Frames

Built to Support, Designed to Last.

Unmatched strength and adaptability.

Excel Stubble Warrior Planter Frames are engineered for durability and versatility, providing a strong, adaptable foundation for precision planting. Designed to handle various attachments and field conditions, they ensure consistent performance and reliability.



Excel Stubble Warrior Single Bar 3 Point Linkage Frame

200 x 200mm RHS Frame, Cat 3/4 welded Linkage.

2 x 7.50 x 16 gauge wheels.

Widths: 8 – 12 metre.

Options

- Rigid & Folding toolbars.
- Lift assist wheels.



Excel Single Bar 3 Point Linkage Stack Fold Frame

200 x 200mm RHS Frame, Cat 3/4 welded Linkage,

4 x Safety Stands, 3/6/3 metre Bar sections.


Widths: 8 – 12 metre.

Excel Stubble Warrior Forward Fold Trailing Frame

Single 200 x 200mm Bar, 3 section Welded Frame, Hydraulic Telescopic Drawbar.

Single Main Frame Gauge Wheels @ 3 metre centres.

Widths: 12 – 24 metre.





Excel Stubble Warrior Double Bar 3 Point Linkage Frame

100 x 100mm RHS Twin bar.
 Welded 3PL Hitch.
 4 x safety stands.
 1 Pair of 7.50 x 16 Depth Wheels.

Widths: 6 – 12 metre.

Options

- Rigid.
- Folding toolbars.



Excel Single Bar 3 Point Linkage Frame With Rotation Bars

Single bar three point linkage frame with rotation bars.

Widths: 8 – 12 metre.

Options

- Rigid.
- Folding toolbars.



Excel 2 Point Linkage Frame With Rotation Bars

150mm x 100mm RHS Bolted Main.
 Fitted with 2 Rotating Hydraulic Pivoting Bars.


Widths: 4 – 9 metre.



Excel Double Bar Trailing Frame With Rotation Bars

3 Sections – Folding – Floating Pull.
 Planter Spacings Over 2 Beams.
 Fitted with 2 Rotating Hydraulic Pivoting Bars.
 8 Wheel Configuration.

Widths: 9 – 12 metre.



Excel Stubble Warrior Highlift Trailing Frame

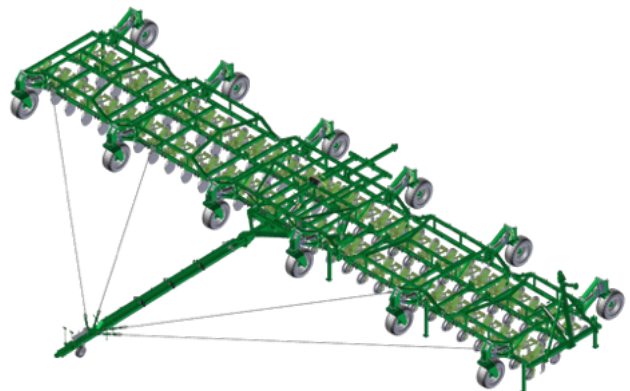
3 Sections – Folding – Floating Pull.
 Planter Spacings Over 2 or 3 Beams.
 8 Wheel Configuration.

Widths: 9 – 18 metre.

Excel Stubble Warrior End Tow Trailing Frame

3 – 5 Sections – End-Tow – Floating Pull.
 Planter Spacings Over 3 Beams
 8 – 12 Wheel Configurations.

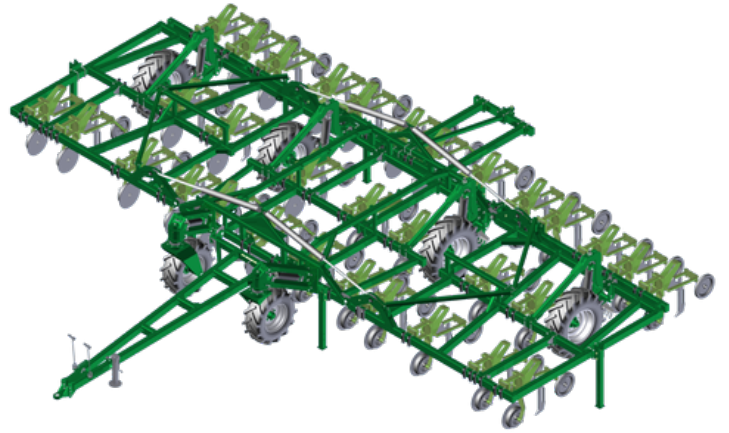
Widths: 12 – 24 metre.



Excel Stubble Warrior Trailing Standard Frame

3 – 5 Sections – Folding – Floating Pull.
Planter Spacings Over 3 Beams.
6 & 12 Wheel Configurations.

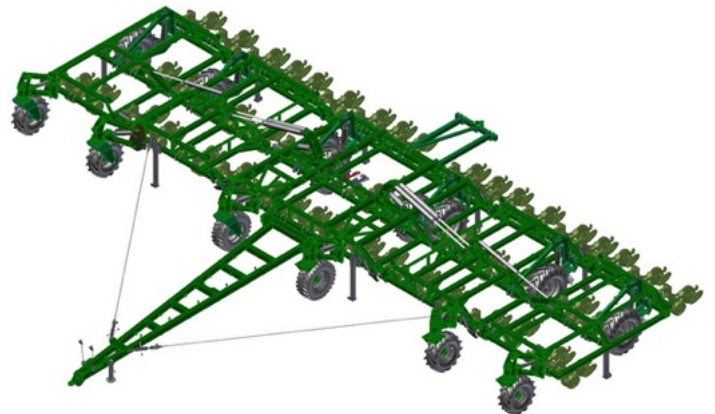
Widths: 9 – 24 metre.



Excel Stubble Warrior Trailing Ultraflex Frame

3 – 5 Sections – Folding – Floating Pull.
Planter Spacings Over 3 Beams.
8 & 14 Wheel Configurations.

Widths: 9 – 24 metre.





Excel Agriculture: Driving Farming Forward

Excel Agriculture is dedicated to supporting farmers every step of the way. From setup to servicing, our expert technicians are here to provide guidance and assistance. Contact our Product Support team at info@excelagriculture.com.au or (07) 4636 9100 for more information.



**74/92 Buckland Street,
Toowoomba City QLD 4350.**

Email: info@excelagriculture.com.au

Web: excelagriculture.com.au

Phone: (07) 4636 9100

©2025 Excel agriculture. All Rights Reserved

Excel Agriculture reserves the right to change the above specifications without notice. This brochure is for descriptive purpose only. Some of the items pictured in this brochure are optional and not standard equipment.